


LOKUS



LY26-GU10B



LY26-GU10W



LY26-GU10G



Color	Black / White / Gold
Material	Aluminium
Power	GU10 max 10W (not included)
IP rate	IP20
Sizes	Ø52*H100mm
Mounting type	Surface

INSTRUCTIONS MANUAL

Thank you for selecting our product. To ensure safe and proper use, please carefully read the installation instructions before proceeding.

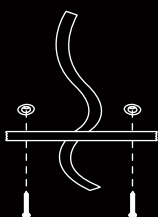
For installation, repair, or testing, we strongly recommend engaging a licensed professional electrician. Adhering to the provided guidelines is essential to prevent risks such as electrical shock, fire hazards, or accidental damage.

Important safety considerations:

- Do not install the lamp on ceilings that are weak or unstable.
- Avoid installation in areas with high heat, such as above stoves, near gas vents, exhaust outlets, or in spaces prone to moisture.

Your safety is our priority. Please follow the instructions diligently for optimal performance and peace of mind.

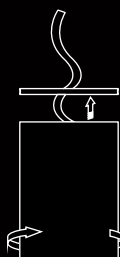
1 Fix the support plate



2 Connect to power



3 Fix the body to the support plate



4 Insert the lightbulb



DECLARATION OF CONFORMITY

We, A.B. PROPERTY SERVICES SRL, hereby declare, that the item(s)

BRAND: Lyset

Model No.: LY26-GU10B / LY26-GU10W / LY26-GU10G

to which this declaration related is in conformity with the following
European Council Standard(s):

Low Voltage Directive 2014/35/EU as tested against following
harmonized standards:

EN IEC 60598-1:2021/A11:2022

EN IEC 60598-2-1:2021

EN 62493:2015

Electromagnetic Compatibiltiy Directive 2014/30/EU as tested against following
harmonized standards:

EN IEC 55015:2019

EN IEC 55015:2019/A11:2020

EN 61547:2009

IEC 61000

RoHS Directive 2011/65/EU as tested against following harmonized standard:

EN 50581:2012

EcoDesign requirements for energy related products Directive (ErP), 2009/125/EC and
applicable Implementing Measures

2019/2020/EU

On behalf of A.B. PROPERTY SERVICES SRL

Alexandru Boangher

Managing Director

